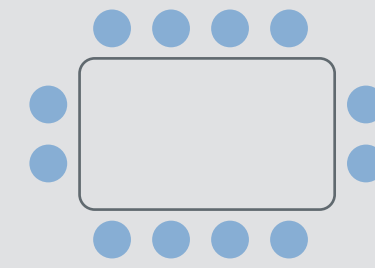
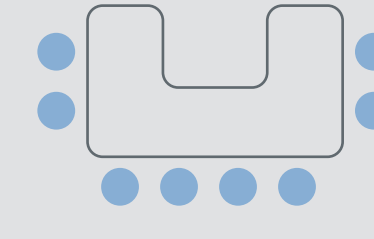



Space, style and capacity




Boardroom



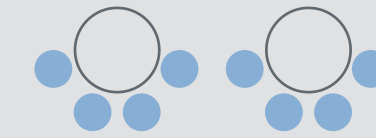
U-Shaped



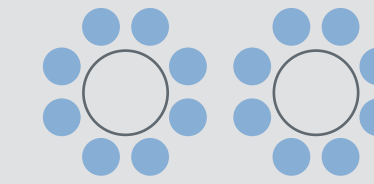
Theatre




Classroom



Cabaret



Round



Trestle

Room	Theatre	Boardroom	U-Shape	Classroom	Banquet	Cabaret	Reception	Floor Area (m ²)	Ceiling Height	Power Sockets
Fitzmaurice Suite	200	•	50	100	150-180	100	200	229.8	2.8	46
Fitzmaurice Suite 1	30	16	20	20	30	18	40	60.8	2.8	10
Fitzmaurice Suite 2	20	12	12	12	20	18	20	42.2	2.8	8
Fitzmaurice Suite 3	150	30	32	50	80	48	140	127.6	2.8	28
Control Room	•	12	•	•	•	•	•	31	2.8	4
747 Suite	25	16	•	18	•	•	20	34	2.6	8
Fingal Suite	•	12	•	•	•	•	•	18	2.9	4
The Cabin	•	8	•	•	•	•	•	18	2.9	8
Alpha Room	•	6	•	•	•	•	•	14.2	2.2	4
Bravo Room	•	6	•	•	•	•	•	14.2	2.2	6
Charlie Room	•	6	•	•	•	•	•	14.2	2.2	4