

NUMBERS TO KNOW
UIMHREACHA

12

12 Meeting Rooms
1300 sq.m. total
combined space.

990

Meeting Delegates
Maximum capacity of the
largest function room.

275

Classic Rooms
Superior Rooms
Business Class Rooms
Deluxe Seaview Rooms
Level 5 Executive Rooms

WHY CHOOSE
THE GALMONT
CÉN FÁTH 'THE
GALMONT'?

- Choice of meeting rooms, depending on size and purpose of event.
- Maximum capacity of 990 people for reception setup.
- Maximum capacity of 650 people for banquet setup.
- Ultra High Speed wifi throughout with dedicated conference network.
- Committed & experienced team.
- On-site car parking.
- City Centre Location.

PACKAGES - PACÁISTÍ

We offer bespoke solutions and packages to meet your exact needs.
Cuirimid réitigh agus pacáistí saincheaptha ar fáil
chun freastal go cuí ar do chuid riachtanas.



Competitive rates for day meetings



Outstanding 24-hour events



Bespoke solutions for training, meetings, conferences, associations and institutions, charity, and Gala dinners.



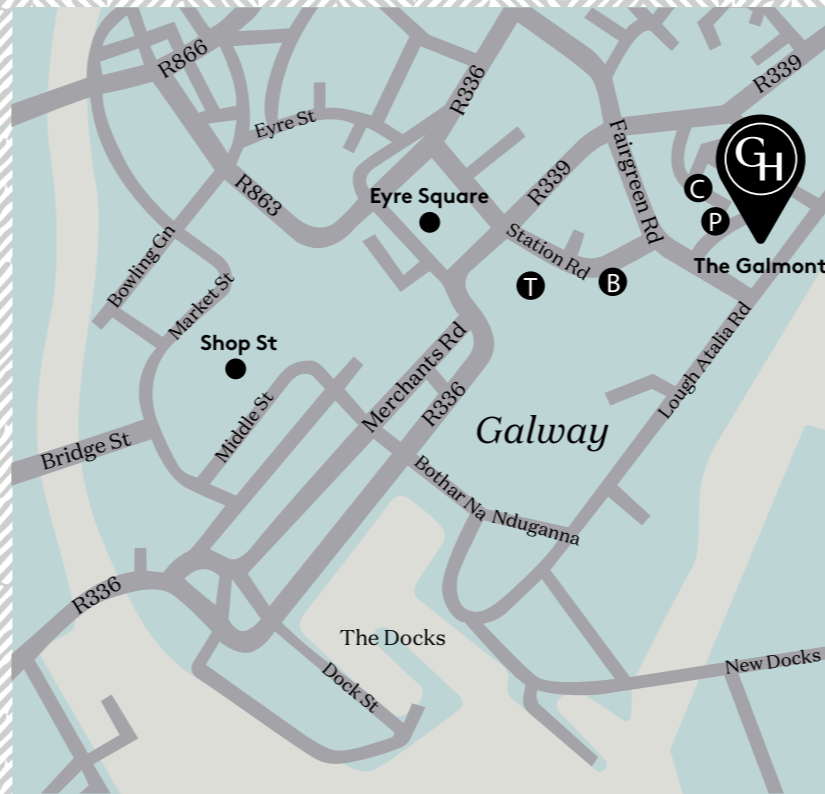
Social events



Creative packages for Christmas parties

Just let us know your needs and we will be more than happy to help you create your special event.
Inis dúinn cad iad do chuid riachtanas & beidh muid breá sásta d'ócáid speisialta a chruthú.

GALWAY
GAILLIMH



- B BUS STATION
- C COACH STATION
- P CAR PARKING
- T TRAIN STATION

WHERE WE ARE
CÁ BHFUIL MUID?

The Galmont sits in a central location, in the heart of Galway overlooking Lough Atalia. Close to Eyre Square and a minute's walk from the city's train and bus stations, the hotel is close to all the attractions and shopping of Galway city centre.
GPS Coordinates - North: 53° 16' 27.24" / West: 9° 02' 35.40"

GETTING HERE
CONAS TEACHT
ORAINN

By car, take the M6 from Dublin, N18 from Limerick and N17 from Sligo. Galway is an hour's drive from Shannon Airport and Ireland West Airport in Knock.

Just one minute's walk away is Ceannt Station, with daily trains to and from Dublin and Limerick.

Citylink and Aircoach offer non-stop coach services to Dublin City and Dublin Airport.

PARKING
PÁIRCEÁIL

There is a car park directly underneath the hotel, with 240 spaces. Ask our Meetings & Events team for details of our rates.



THE GALMONT HOTEL & SPA, LOUGH ATALIA ROAD, GALWAY
+353 (0) 91 538 300 | meetings@thegalmont.com | thegalmont.com

THE
GALMONT
HOTEL & SPA

Meetings & Events



12 EVENT SPACES WITH A COMBINED SPACE OF 1300 SQ.M. AND A MAXIMUM CEILING HEIGHT OF 5.7M.

With the largest event spaces in the west of Ireland and a committed team to make sure your event runs without a hitch, The Galmont is the natural choice for meetings and events in Galway, whether private or corporate.

FOOD & DRINK
BIA & DEOCH



From breakfast to set you up for the day ahead in *Marina's Restaurant*, a working lunch or coffee in *Coopers Bar & Lounge*, or post-meeting cocktails in the bar - The Galmont has you covered when it comes to food and drink.

For corporate entertainment, our Events team can work with you to plan a group lunch or dinner, drinks and canapés or a summer barbecue in one of our many flexible dining spaces.



ROOMS & EXECUTIVE FLOOR
SEOMRAÍ & URLÁR FEIDHMEANNACH



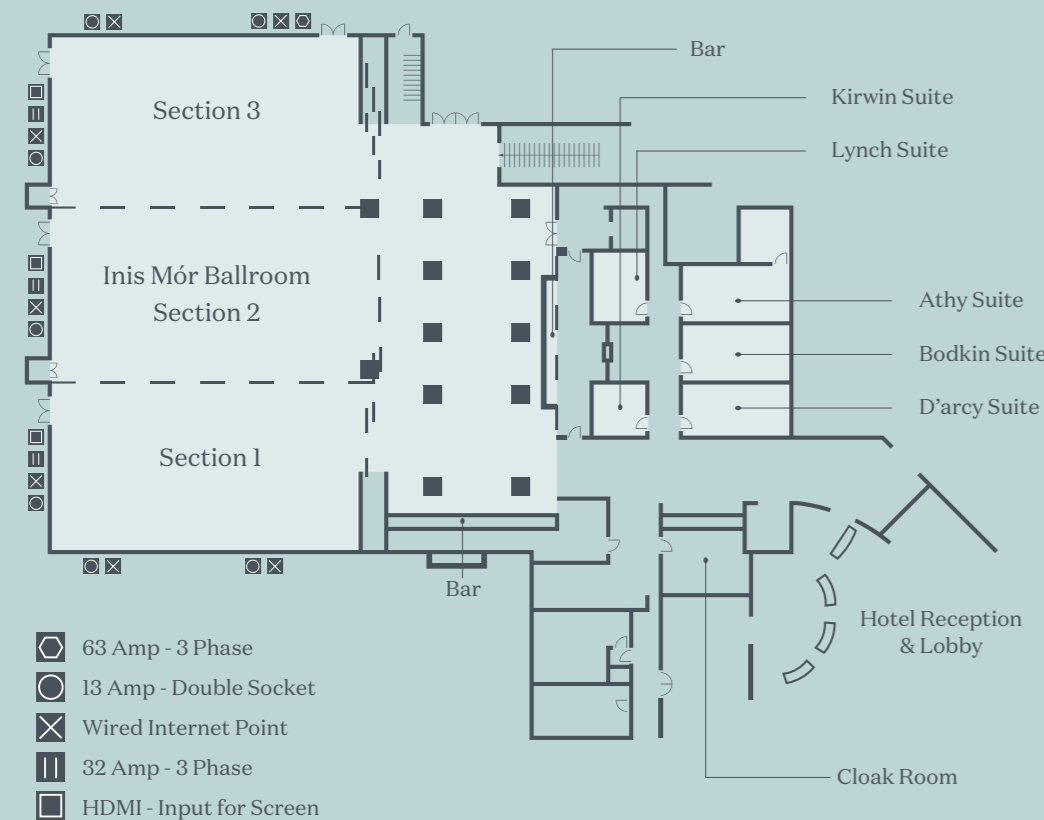
OUR 275 ROOMS ARE DESIGNED FOR AN EXCEPTIONAL GUEST EXPERIENCE, WITH EVERYTHING A BUSINESS TRAVELLER NEEDS FOR A SUCCESSFUL TRIP.

The Galmont offers unrivalled space and comfort in our selection of room types.

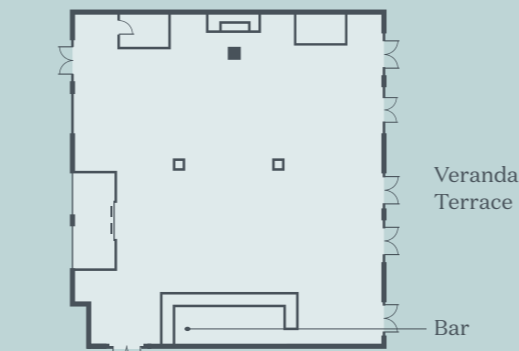
Our Deluxe rooms and Executive Floor - Level 5 include the following:

Nespresso coffee machine	Wifi throughout the hotel
Upgraded bathroom amenities	24-hour room service
Bathrobe & slippers	In-room tea & coffee
Complimentary mineral water	Breakfast to go for early departures

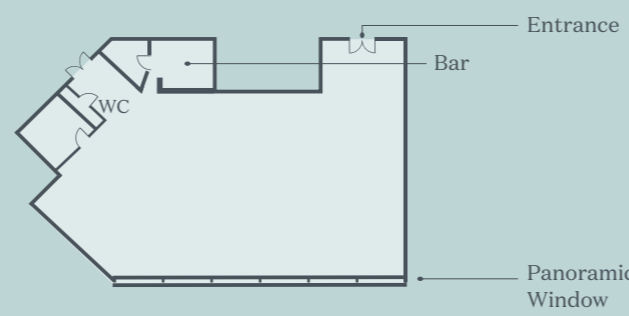
Ground Floor



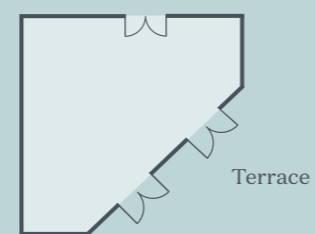
The Veranda



The Burren Suite Fourth Floor



Lough Atalia Suite Fifth Floor



ROOM	BOARDROOM STYLE	BANQUET STYLE	CLASSROOM STYLE	U-SHAPE	THEATRE STYLE	RECEPTION STYLE	CABARET STYLE	LENGTH & WIDTH METERS	AREA SQUARE METERS	DOOR HEIGHT METERS	DOOR WIDTH METERS	CEILING HEIGHT METERS
Ground Floor												
Inis Mór (Entire)	50	450	350	70	600	660	280	32.3 x 19.8	630	2.4	1.9	5.8
Inis Mór 1	30	120	112	35	200	220	96	10.8 x 19.5	210	2.4	1.9	5.8
Inis Mór 2	30	120	112	35	200	220	96	10.8 x 19.5	210	2.4	1.9	5.8
Inis Mór 3	30	120	112	35	200	220	96	10.8 x 19.5	210	2.4	1.9	5.8
Pre-Conference Area	-	100	-	-	200	220	-	27 x 13	250	2.4	1.9	4.4
Inis Mór & Pre-Conference	-	650	550	-	800	990	-	-	880	2.4	1.9	3.0
Athy Suite	10	-	12	-	30	-	-	6.4 x 3.6	23	2.4	0.9	3.0
Bodkin Suite	10	-	12	-	30	-	-	6.4 x 3.6	23	2.4	0.9	3.0
D'arcy Suite	10	-	12	-	30	-	-	6.4 x 3.6	23	2.4	0.9	3.0
Kirwin Suite	4	-	-	-	-	-	-	3.74 x 3.4	12	2.4	0.9	3.0
Lynch Suite	6	-	-	-	-	-	-	4.26 x 3.41	14	2.4	0.9	3.0
The Veranda	30	120	50	30	120	300	80	17 x 12.5	212.5	2.4	1.9	3.0
Fourth & Fifth Floor												
The Burren Suite	20	80	50	28	80	100	50	14.1 x 8.2	115	2.1	1.3	2.6
Lough Atalia Suite	14	-	15	12	30	50	-	7.4 x 7.7	45	2.3	1.4	2.6