

Convene 133 Houndsditch

133 Houndsditch, London EC3A 7DB

MEETINGS & EVENTS



Located in City of London, Convene 133 Houndsditch is a 49,000-square-foot conference and exhibition venue spanning two floors. The property comprises 14 total meeting rooms, including a grand hall that can accommodate up to 700 guests, and seven smaller rooms fit for large event breakout space.

The venue features internal balconies on both floors, linear color-changing lights in the gallery space that allow for a unique branding opportunity, and a diverse art collection with pieces from local London artists. Convene 133 Houndsditch provides a white box space allowing for client and event branding opportunities, in-house catering with customisation options and dining private to each event, in-room A/V technology supported by an on-site team, and dedicated hospitality resources.

Conveniently situated near Liverpool Street Station and within walking distance of Spitalfields Market and Brick Lane, Convene 133 Houndsditch is easily accessible via public transportation.

14
MEETING ROOMS

700
MAX ROOM CAPACITY

49,000
SQUARE FEET



HIGH SPEED
WIFI



STATE OF THE ART
TECHNOLOGY



FLEXIBLE MEETING
& EVENT SPACE



EVENT PLANNING
SERVICES



ON-SITE
GOURMET CHEF



UNLIMITED ON-SITE
DRINKS & SNACKS



This collateral is based on the latest information reasonably available and may be updated on a periodic basis. Please check with your Convene Account Manager for the latest information.

convene

CONVENE.COM | + 44 (0)80 0640 6630

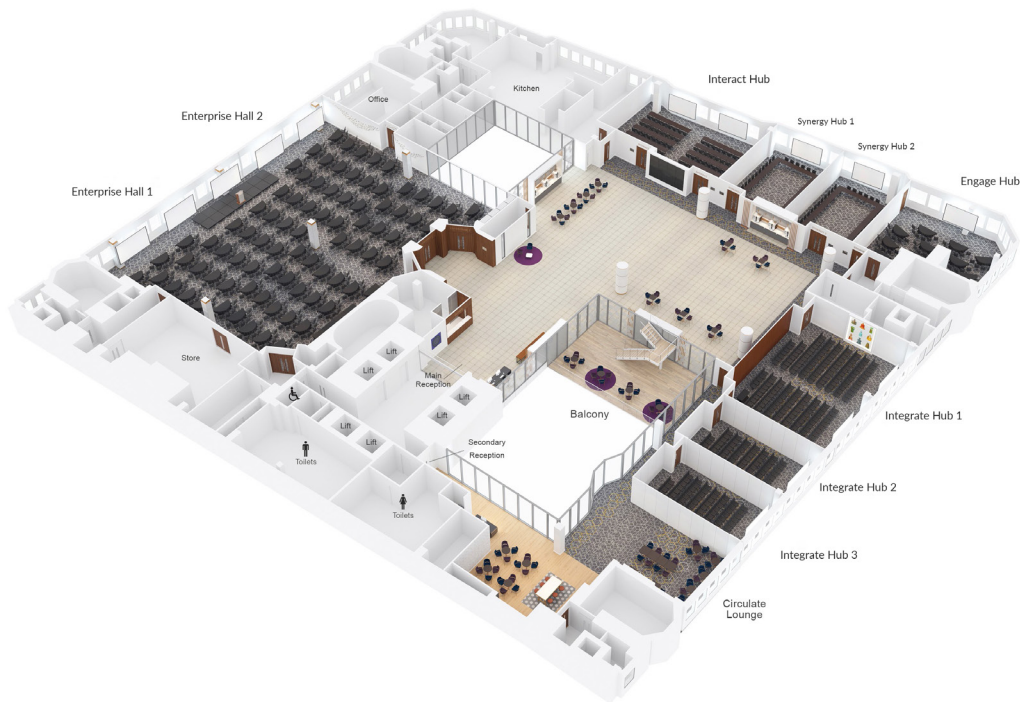
Convene 133 Houndsditch

MEETINGS & EVENTS

133 Houndsditch, London EC3A 7DB

Floorplan & Capacities

2ND FLOOR



	AREA [ft ²]	AREA [m ²]	THEATRE	CRESCENT CABARET	CLASSROOM	BANQUET	BOARDROOM	U-SHAPE	EXHIBITION [STANDS]
Enterprise Hall	7965 ft ²	740 m ²	700	500	400	576	-	-	74
Enterprise Hall 1	4789 ft ²	445 m ²	400	270	216	300	-	-	45
Enterprise Hall 2	3175 ft ²	295 m ²	300	174	144	192	-	-	29
Interact Hub	1593 ft ²	148 m ²	144	96	80	96	44	30	-
Synergy Hub	1829 ft ²	170 m ²	200	114	94	144	48	38	-
Synergy Hub 1	893 ft ²	83 m ²	90	48	48	72	36	30	-
Synergy Hub 2	936 ft ²	87 m ²	90	48	48	72	36	30	-
Engage Hub	1248 ft ²	116 m ²	120	60	56	84	36	24	-
Integrate Hub	3100 ft ²	288 m ²	340	180	156	252	-	-	-
Integrate Hub 1	1786 ft ²	166 m ²	200	102	100	132	48	32	-
Integrate Hub 2	667 ft ²	62 m ²	70	36	28	36	24	20	-
Integrate Hub 3	645 ft ²	60 m ²	70	36	28	36	24	20	-
Integrate 1 + 2	2454 ft ²	228 m ²	280	138	128	192	-	-	-
Integrate 2 + 3	1313 ft ²	122 m ²	140	72	58	96	40	28	-

This collateral is based on the latest information reasonably available and may be updated on a periodic basis. Please check with your Convene Account Manager for the latest information.

convene

CONVENE.COM | + 44 (0)80 0640 6630

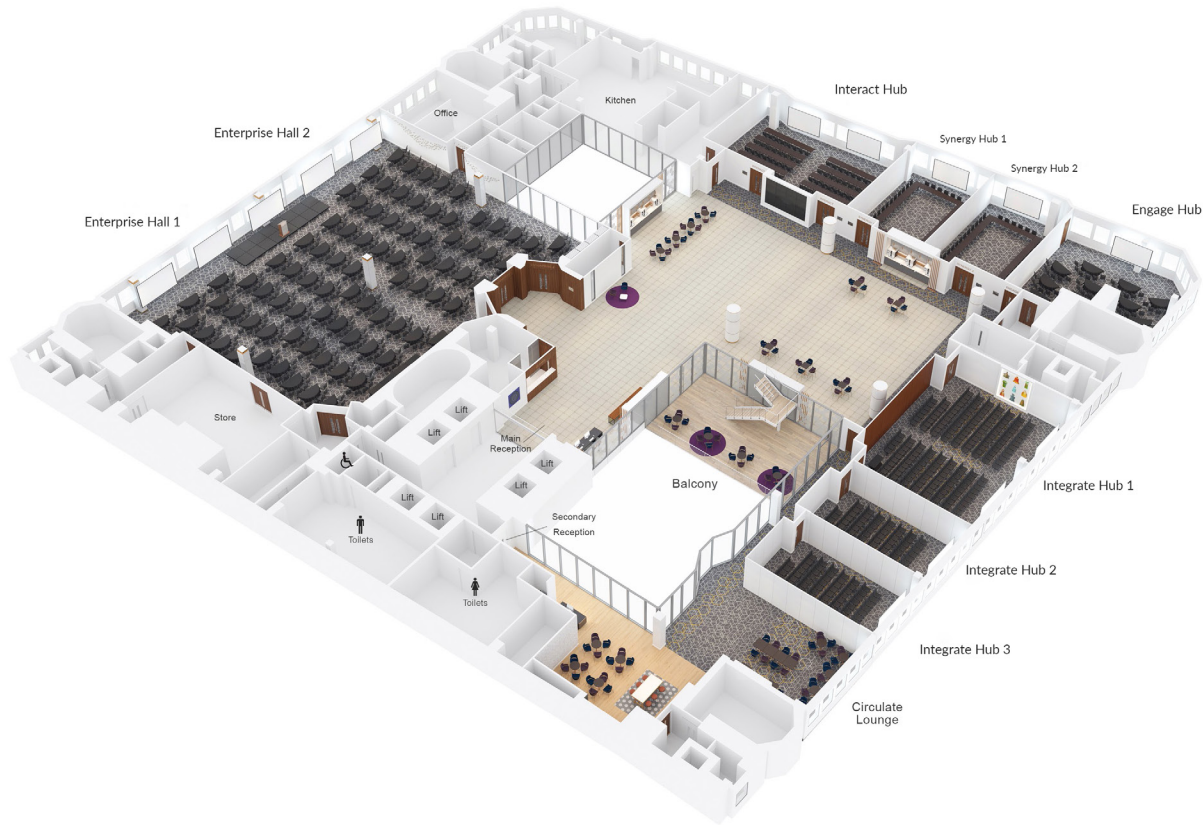
Convene 133 Houndsditch

MEETINGS & EVENTS

133 Houndsditch, London EC3A 7DB

Floorplan & Capacities

2ND FLOOR

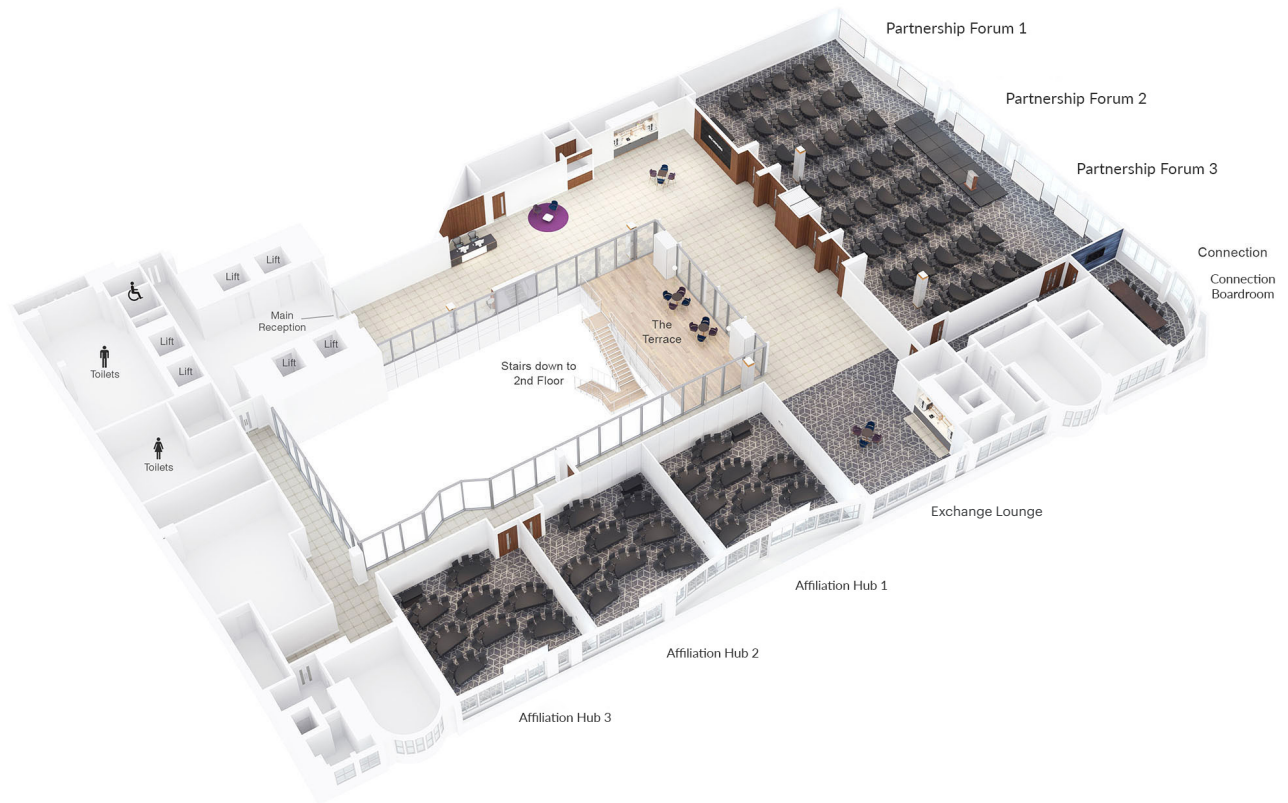


	AREA [ft ²]	AREA [m ²]	RECEPTION	THEATRE	CRESCENT CABARET	CLASSROOM	BANQUET	BOARDROOM	EXHIBITION [STANDS]
Gallery	7965 ft ²	740 m ²	740	-	-	-	-	-	47
Gallery & Integrate 1	9752 ft ²	906 m ²	740	-	-	-	-	-	62
Gallery & Integrate 1+2	10419 ft ²	968 m ²	740	-	-	-	-	-	67
Gallery & Integrate 1+2+3	11065 ft ²	1028 m ²	740	-	-	-	-	-	71
Gallery & Integrate 1+2+3 + Circulate Lounge	12916 ft ²	1200 m ²	740	-	-	-	-	-	76

This collateral is based on the latest information reasonably available and may be updated on a periodic basis. Please check with your Convene Account Manager for the latest information.

Floorplan & Capacities

3RD FLOOR



	AREA [ft ²]	AREA [m ²]	CRESCENT CABARET	CLASSROOM	BANQUET	BOARDROOM	U-SHAPE	EXHIBITION [STANDS]
Exchange Lounge	5026 ft ²	467 m ²	-	-	-	-	-	13
Exchange Lounge & Affiliation 1	5920 ft ²	550 m ²	-	-	-	-	-	17
Exchange Lounge & Affiliation 1+2	6813 ft ²	633 m ²	-	-	-	-	-	21
Exchange Lounge & Affiliation 1+2+3	7696 ft ²	715 m ²	-	-	-	-	-	25

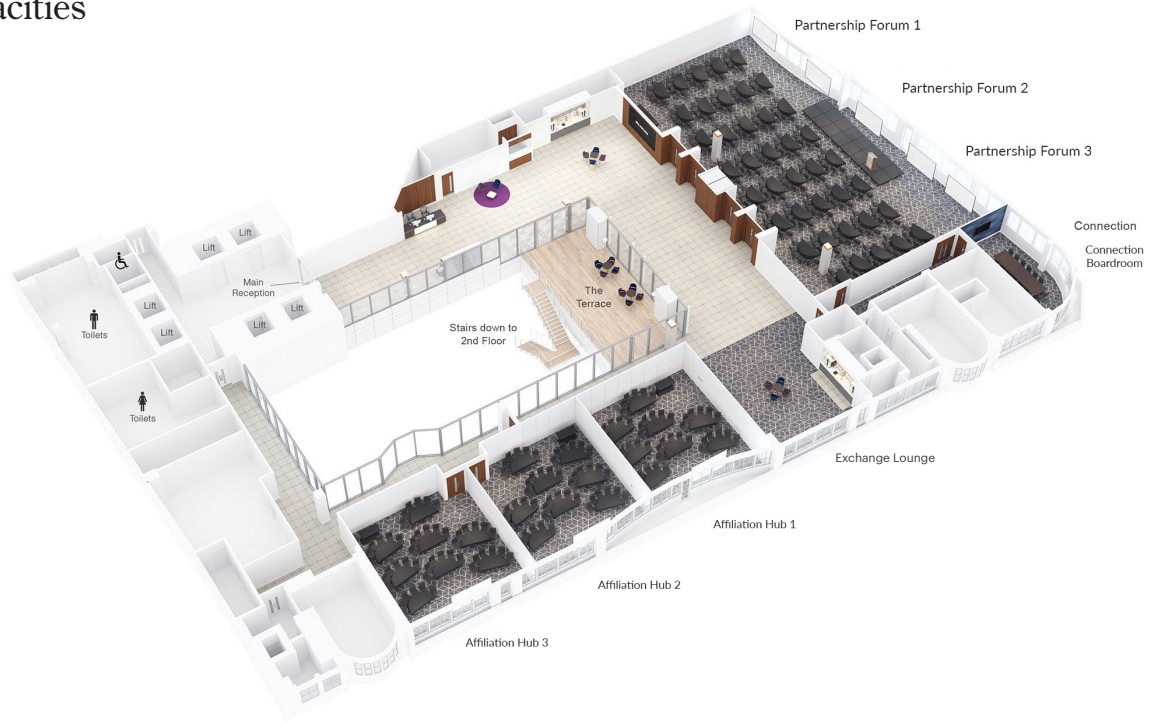
Convene 133 Houndsditch

MEETINGS & EVENTS

133 Houndsditch, London EC3A 7DB

Floorplan & Capacities

3RD FLOOR



	AREA [ft ²]	AREA [m ²]	THEATER	CRESCENT CABARET	CLASSROOM	BANQUET	BOARDROOM	U-SHAPE
Partnership Forum	4606 ft ²	428 m ²	240	240	216	-	-	-
Partnership Forum 1	1689 ft ²	157 m ²	80	90	84	-	44	34
Partnership Forum 2	1227 ft ²	114 m ²	80	60	56	-	36	30
Partnership Forum 3	1689 ft ²	157 m ²	80	84	64	-	40	32
Partnership 1+2	2917 ft ²	271 m ²	210	150	154	-	-	-
Partnership 2+3	2917 ft ²	271 m ²	220	150	118	-	-	-
Connection Boardroom	430 ft ²	40 m ²	25	18	-	-	14	-
Affiliation Hub	2658 ft ²	247 m ²	240	144	136	-	-	-
Affiliation Hub 1	893 ft ²	83 m ²	65	48	38	-	28	22
Affiliation Hub 2	882 ft ²	82 m ²	80	48	36	-	28	22
Affiliation Hub 3	882 ft ²	82 m ²	70	48	44	-	28	22
Affiliation 1+2	1776 ft ²	165 m ²	175	102	76	-	-	-
Affiliation 2+3	1765 ft ²	164 m ²	170	96	82	-	-	-